

Aradhana Investments Ltd.

CIN-L67120WB1973PLC029135
5, MIDDLETON STREET, KOLKATA - 700071
PHONES: 22872607 / 40060331 / 40073219
Fax: 22873159, Email: jkk@kankariagroup.com
Website: <https://aradhanainvestments.com/>

13th April, 2023

Scrip Code: I1226

To,
The Secretary,
The Calcutta Stock Exchange Ltd.
7, Lyons Range
Kolkata 700001


Dear Sir/Madam,

Sub: Statement of Shareholding Pattern pursuant to Regulation 31 of the SEBI Listing Regulations, 2015 (LODR)

Pursuant to Regulation 31 of the SEBI (Listing Obligations and Disclosure Requirements) Regulations, 2015 (Listing Regulations), please find enclosed herewith the Statement of Shareholding pattern for the fourth quarter and year ended 31st March, 2023.


Kindly acknowledge receipt of the same.

Yours truly,
For ARADHANA INVESTMENTS LTD,



R K LUNAWAT
DIRECTOR & CFO
(DIN- 00381030)

Encl: a/a



Format of holding of specified securities

Annexure - I

- 1 **Name of Listed Entity : ARADHANA INVESTMENTS LIMITED**
- 2 Scrip Code/Name of Scrip/Class of Security :
- 3 Share Holding Pattern Filed under: Reg. 31(1) (b) : **Quarter Ended 31/03/2023**
- 4 Declaration:

	Particulars	Yes	No
1	Whether the Listed Entity has issued any partly paid up shares		NO
2	Whether the Listed Entity has issued any Convertible Securities or Warrants?		NO
3	Whether the Listed Entity has any shares against which depository receipt are issued?		NO
4	Whether the Listed Entity has any shares in locked-in?		NO
5	Whether any shares held by promoters are pledge or otherwise encumbered?		NO

- 5 The tabular format for disclosure of holding of specified securities is as follows:-

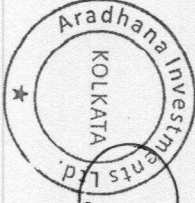


A handwritten signature in black ink, appearing to be a stylized name.



Table I - Summary Statement holding of specified securities

Category (i)	Category of shareholder (ii)	Nos. of shares held (iii)	No. of fully paid up equity shares held (iv)	No. of partly paid-up equity shares held (v)	No. of shares underlying Depository Receipt (vi)	Total nos. shares held (vii) = (iv)+(v)+(vi)	Shareholding as a % of total no. of shares (calculated as per SCRR, 1957) (viii) As a % of (A+B+C2)	Number of Voting Rights held in each class of securities (ix)			Total as a % of (A+B+C)	No. of Shares Underlying convertible securities (including Warrants) (x)	Shareholding as a % assuming full conversion of convertible securities (as a percentage of diluted share capital) (xi) = (viii)+(x) as a % of (A+B+C)	Number of Locked in shares (xii)		Number of Shares pledged or otherwise encumbered (xiii)		Number of equity shares held in dematerialized form (xiv)
								Class eq:1	Class eq:2	Total				(a)	As a % of total Shares held (b)	(a)	As a % of total Shares held (b)	
(A)	Promoter & Promoter Group	12	435550	0	0	435550	72.592	435550	0	435550	72.592	0	0	0.000	0	0.000	435450	
(B)	Public	130	164450	0	0	164450	27.408	164450	0	164450	27.408	0	0	0.000	0	0.000	158300	
(C)	Non Promoter - Non Public																	
(C1)	Shares underlying DRS																	
(C2)	Shares held by Employee Trusts																	
	TOTAL	142	600000	0	0	600000	100.000	600000	0	600000	100.000	0	0	0.000	0	0.000	593750	



[Handwritten signature]



Table II - Statement showing shareholding pattern of the Promoter and Promoter Group

Category & Name of shareholders (i)	Entry type i.e. promoter OR promoter group entity (except promoter)	PAN (ii)	Nos. of shareholders (iii)	Nos. of fully paid-up equity shares held (iv)	Nos. of partly paid-up equity shares (v)	Nos. of shares underlying Depository Receipt (vi)	Total nos. shares held (vii) = (iv)+(v)+(vi)	Shareholding as a % of (viii) = (vii)/(A+B+C)	Number of Voting Rights held in each class of securities (ix)			Total as a % of Total Voting Rights (x) = (xi)/(A+B+C)	No. of Shares Underlying Outstanding securities (including Warrants) (xi)	Shareholding as a % conversion of all securities held as a percentage of diluted share capital = % of (xii)/(A+B+C)	Number of Locked in shares (xiii)		Number of Shares pledged or otherwise encumbered (xiv)		Number of equity shares held in dematerialized form (xv)		
									Class x	Class y	Total				No. (a)	As a % of total Shares (b)	No. (a)	As a % of total Shares (b)			
(1) Indian																					
(a) Individuals/Hindu Undivided Family	PROMOTER	AJLPK2665D	3	189850	0	0	189850	31.642	0	0	0	0	0	31.642	0	0.000	0	0.000	0	0.000	189850
DIVYA DUGAR	PROMOTER	AJLPK2665D	0	93000	0	0	93000	15.500	0	0	0	0	0	15.500	0	0.000	0	0.000	0	93000	
JAI KUMAR	PROMOTER	AKGP64751L	0	3850	0	0	3850	0.642	0	0	0	0	0	0.642	0	0.000	0	0.000	0	3850	
KANKABIA	PROMOTER	AKHP1612K	0	93000	0	0	93000	15.500	0	0	0	0	0	15.500	0	0.000	0	0.000	0	93000	
POONAM DUGAR																					
(b) Government/State Government(s)			0	0	0	0	0	0.000	0	0	0	0	0	0.000	0	0.000	0	0.000	0	0	
(c) Financial Institutions/Banks			0	0	0	0	0	0.000	0	0	0	0	0	0.000	0	0.000	0	0.000	0	0	
(d) Any Other			0	0	0	0	0	0.000	0	0	0	0	0	0.000	0	0.000	0	0.000	0	0	
Societas Corporate			9	245700	0	0	245700	40.950	0	0	0	0	0	40.950	0	0.000	0	0.000	0	245700	
AUCKLAND JUTE CO LIMITED	PROMOTER GROUP	AACC6699G	0	8800	0	0	8800	1.467	0	0	0	0	0	1.467	0	0.000	0	0.000	0	8800	
AVANTI FIBRE AND INDUSTRIES LTD	PROMOTER GROUP	AACC2322E	0	5050	0	0	5050	0.842	0	0	0	0	0	0.842	0	0.000	0	0.000	0	5050	
H C COMMERCIAL LIMITED	PROMOTER GROUP	AABCH2665N	0	106850	0	0	106850	17.808	0	0	0	0	0	17.808	0	0.000	0	0.000	0	106850	
JAI KUMAR KANKABIA INVESTMENT PVT LTD	PROMOTER GROUP	AABCI2405N	0	20000	0	0	20000	3.333	0	0	0	0	0	3.333	0	0.000	0	0.000	0	20000	
KANKABIA TRADERS & INVESTMENTS PVT. LTD	PROMOTER GROUP	AABCE3328F	0	19500	0	0	19500	3.250	0	0	0	0	0	3.250	0	0.000	0	0.000	0	19500	
MORGAN WALKER AND CO LIMITED	PROMOTER GROUP	AABCM7738H	0	20000	0	0	20000	3.333	0	0	0	0	0	3.333	0	0.000	0	0.000	0	20000	
MORGAN WALKER INFRASTRUCTURE LIMITED	PROMOTER GROUP	AABCM9987A	0	18000	0	0	18000	3.000	0	0	0	0	0	3.000	0	0.000	0	0.000	0	18000	
RUSSELL PROPERTIES PVT LTD	PROMOTER GROUP	AABCR8496H	0	32500	0	0	32500	5.417	0	0	0	0	0	5.417	0	0.000	0	0.000	0	32500	
ZENITH ENTERPRISES LIMITED	PROMOTER GROUP	AAACZ1116B	0	15000	0	0	15000	2.500	0	0	0	0	0	2.500	0	0.000	0	0.000	0	15000	
Trusts			0	0	0	0	0	0.000	0	0	0	0	0	0.000	0	0.000	0	0.000	0	0	
Clearing Members			12	435550	0	0	435550	72.592	0	0	0	0	0	72.592	0	0.000	0	0.000	0	435550	
Sub-Total (A)(1)																					
(2) Foreign			0	0	0	0	0	0.000	0	0	0	0	0	0.000	0	0.000	0	0.000	0	0	
Individuals (Non-Resident Individuals/Foreign Individuals)			0	0	0	0	0	0.000	0	0	0	0	0	0.000	0	0.000	0	0.000	0	0	
(a) Government			0	0	0	0	0	0.000	0	0	0	0	0	0.000	0	0.000	0	0.000	0	0	
(b) Institutions			0	0	0	0	0	0.000	0	0	0	0	0	0.000	0	0.000	0	0.000	0	0	
(c) Foreign Portfolio Investor			0	0	0	0	0	0.000	0	0	0	0	0	0.000	0	0.000	0	0.000	0	0	
(d) Any Other			0	0	0	0	0	0.000	0	0	0	0	0	0.000	0	0.000	0	0.000	0	0	
OCS			0	0	0	0	0	0.000	0	0	0	0	0	0.000	0	0.000	0	0.000	0	0	
QFI - Individual			0	0	0	0	0	0.000	0	0	0	0	0	0.000	0	0.000	0	0.000	0	0	
QFI - Corporate			0	0	0	0	0	0.000	0	0	0	0	0	0.000	0	0.000	0	0.000	0	0	
Sub-Total (A)(2)			0	0	0	0	0	0.000	0	0	0	0	0	0.000	0	0.000	0	0.000	0	0	
Total Shareholding of Promoter and Promoter group (A)=(A)(1)+(A)(2)			12	435550	0	0	435550	72.592	0	0	0	0	0	72.592	0	0.000	0	0.000	0	435450	

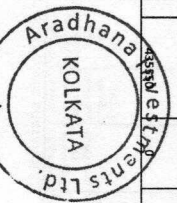


Table III - Statement showing shareholding pattern of the Public Shareholder

Category & Name of Shareholder (I)	PAN (II)	No. of shares held (III)	No. of fully paid up shares held (IV)	No. of equity shares held (V)	No. of Depository Receipts (VI)	No. of shares held (VII) = (VI)+(V)	Shareholding calculated as per SCRR, 1957 (A+B+C2) (VIII)	Number of Voting Rights held in each class of shares (IX)			Total as a % of Voting rights (X)	No. of Shares Underlying convertible securities (including Warrants) (XI)	Shareholding as a % assuming full conversion of convertible securities (as a percentage of total (VII)+(XI) as a % of (A+B+C2) (XII)	Number of Locked in Shares (XIII)		Number of Shares pledged or otherwise encumbered (XIV)		Number of shares held in dematerialized form (XV)	Sub-categorization of shares (XVI)		
								Class X	Class Y	Total				(a)	(b)	(a)	(b)		(i)	(ii)	(iii)
Institutions		0	0	0	0	0	0.000	0	0	0	0.000	0	0.000	0	0	0	0	0			
(1) Domestic Mutual Funds		0	0	0	0	0	0.000	0	0	0	0.000	0	0.000	0	0	0	0	0			
Venture Capital Funds		0	0	0	0	0	0.000	0	0	0	0.000	0	0.000	0	0	0	0	0			
(b) Funds		0	0	0	0	0	0.000	0	0	0	0.000	0	0.000	0	0	0	0	0			
Alternate Investment Funds		0	0	0	0	0	0.000	0	0	0	0.000	0	0.000	0	0	0	0	0			
(c) Financial Institutions/Banks		0	0	0	0	0	0.000	0	0	0	0.000	0	0.000	0	0	0	0	0			
Financial Institutions		0	0	0	0	0	0.000	0	0	0	0.000	0	0.000	0	0	0	0	0			
Banks		0	0	0	0	0	0.000	0	0	0	0.000	0	0.000	0	0	0	0	0			
(e) Insurance Company		0	0	0	0	0	0.000	0	0	0	0.000	0	0.000	0	0	0	0	0			
President Funds/Pension Funds		0	0	0	0	0	0.000	0	0	0	0.000	0	0.000	0	0	0	0	0			
(f) Asset Reconstruction		0	0	0	0	0	0.000	0	0	0	0.000	0	0.000	0	0	0	0	0			
(g) Company		0	0	0	0	0	0.000	0	0	0	0.000	0	0.000	0	0	0	0	0			
(h) Funds		0	0	0	0	0	0.000	0	0	0	0.000	0	0.000	0	0	0	0	0			
Sovereign Wealth Funds		0	0	0	0	0	0.000	0	0	0	0.000	0	0.000	0	0	0	0	0			
(i) NREFCs registered with RBI		0	0	0	0	0	0.000	0	0	0	0.000	0	0.000	0	0	0	0	0			
(j) Other Financial Institutions		0	0	0	0	0	0.000	0	0	0	0.000	0	0.000	0	0	0	0	0			
(k) Any Other		0	0	0	0	0	0.000	0	0	0	0.000	0	0.000	0	0	0	0	0			
Sub-Total (B)(1)		0	0	0	0	0	0.000	0	0	0	0.000	0	0.000	0	0	0	0	0			
(2) Institutions (Foreign)		0	0	0	0	0	0.000	0	0	0	0.000	0	0.000	0	0	0	0	0			
(a) Foreign Direct Investment		0	0	0	0	0	0.000	0	0	0	0.000	0	0.000	0	0	0	0	0			
(b) Foreign Venture Capital Investors		0	0	0	0	0	0.000	0	0	0	0.000	0	0.000	0	0	0	0	0			
(c) Sovereign Wealth Funds		0	0	0	0	0	0.000	0	0	0	0.000	0	0.000	0	0	0	0	0			
(d) Funds		0	0	0	0	0	0.000	0	0	0	0.000	0	0.000	0	0	0	0	0			
(e) Foreign Portfolio Investors		0	0	0	0	0	0.000	0	0	0	0.000	0	0.000	0	0	0	0	0			
(f) Investors		0	0	0	0	0	0.000	0	0	0	0.000	0	0.000	0	0	0	0	0			
Category I		0	0	0	0	0	0.000	0	0	0	0.000	0	0.000	0	0	0	0	0			
Overseas Depositors (including De-silverancing figure)		0	0	0	0	0	0.000	0	0	0	0.000	0	0.000	0	0	0	0	0			
(g) Any Other		0	0	0	0	0	0.000	0	0	0	0.000	0	0.000	0	0	0	0	0			
(h) IFCI Corporate		0	0	0	0	0	0.000	0	0	0	0.000	0	0.000	0	0	0	0	0			
(i) IFCI - CORPORATE - CA-Tail		0	0	0	0	0	0.000	0	0	0	0.000	0	0.000	0	0	0	0	0			
Sub-Total (B)(2)		0	0	0	0	0	0.000	0	0	0	0.000	0	0.000	0	0	0	0	0			
(3) Central Government/State Government(s)		0	0	0	0	0	0.000	0	0	0	0.000	0	0.000	0	0	0	0	0			

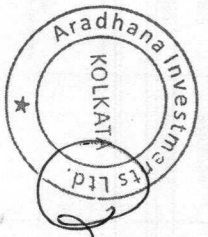



Table IV - Statement showing shareholding pattern of the Non Promoter - Non Public shareholder

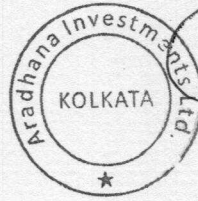
Category & Name of shareholders (i)	PAN (ii)	Nos. of shareholders (iii)	No. of fully paid-up equity shares held (iv)	No. of partly paid-up equity shares held (v)	Nos. of shares underlying Depository Receipt (vi)	Total nos. shares held (vii) = (iv)+(v)+(vi)	Shareholding as a % of 1957 of (A+B+C2) (viii)	Number of Voting Rights held in each class of securities (ix)			No. of Shares Underlying convertible securities (including Warrants) (x)	Shareholding as a % assuming full conversion of convertible securities (as a percentage of diluted share capital) (xi) = (vii)+(x) as a % of (A+B+C)	Number of Locked in shares (xii)		Number of Shares pledged or otherwise encumbered (xiii)		Number of equity shares held in dematerialized form (xiv)
								Class x	Class y	Total			Total as a % of Total Voting Rights	No. (a)	As a % of total Shares held (b)	No. (a)	
(1) Custodian, DR Holder																	
(2) Employee Benefit Trust (under SEBI (Share based Employee Benefit) Regulations, 2014)																	
Total Non-Promoter - Non-Public Shareholding (C)=(1)+(2)																	



 Aradhana Investments
 KOLKATA
 Pvt. Ltd.

Table V - Statement showing shareholding details of significant beneficial owner

Details of the significant beneficial owner (I)				Details of the registered owner (II)			Details of holding/ exercise of right of the SBO in the reporting company, whether direct or indirect :(III) Whether by virtue of:					
Sr No.	Name	PAN/Passport No. in case of a foreign national	Nationality	Name	PAN/Passport No. in case of a foreign national	Nationality	Shares %	Voting rights %	Rights on distributable dividend or any other distribution %	Exercise of control	Exercise of significant influence	Date of creation / acquisition of significant beneficial interest (IV)



[Handwritten signature]